



GOETZE®

SNAPUPS™

THE NEXT STEP IN USER FRIENDLINESS

From now on, attaching the oil pan and gasket to the engine block is no longer a two-man job. Simply insert Snap-ups in four corners of the block and slide all parts into place: two small protrusions keep the oil pan and gasket suspended, so you can easily insert the bolts that keep everything together. It's fast. It's easy. And it makes servicing a whole lot easier.

NEW

AVAILABLE IN TWO SIZES (PACKED PER 4)

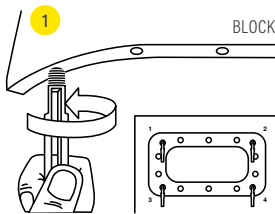
31-030627-00 (ref to order) > 6mm



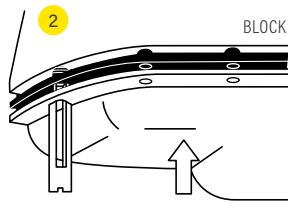
31-030628-00 (ref to order) > 8mm



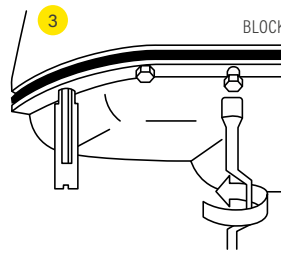
HOW TO USE



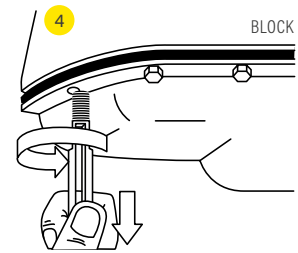
1. Insert Goetze Snap-ups in 4 corners of the block



2. Slide oil pan gasket and oil pan into place over the Goetze Snap-ups



3. Gently insert and tighten bolts to keep oil pan gasket and oil pan in place



4. Replace Goetze Snap-ups with bolts

WATCH THE VIDEO TUTORIAL:



ENGINE EXPERTISE
BY **FEDERAL-MOGUL**
MOTORPARTS



GLYCO

GOETZE

Niral